


# SUPER STIR FRY



Makes 2 servings

Serving Size: 1 cup

## Choose 5 vegetables (1/2 cup of each)

- Onion
- Carrots
- Squash
- Broccoli
- Peppers
- Zucchini
- Celery
- Mushrooms
- Cauliflower

## Choose 1 sauce (about 1/4 cup)

- Lite/Low-Sodium Soy Sauce
- Teriyaki Marinade
- Bottled Stir Fry Sauce



## Choose 1 starch 1 cup per person (cook according to package directions)

- White Rice
- Rice Noodles
- Brown Rice
- Whole Wheat Spaghetti Noodles

## Directions

1. Wash and chop selected vegetables into small evenly sized pieces. You may cut them into circles, strips or cubes as desired. A variety of shapes will make the stir fry more pleasing to the eye.
2. Heat a small amount (1 tablespoon or less) of vegetable oil over high heat in 10-inch frying pan, electric skillet or wok.
3. Keeping the heat high, add vegetables to the pan in order of firmness—harder foods first and ending with the softest foods.
4. Toss vegetables to keep from sticking until they are cooked. When stir frying, vegetables should still be crisp and retain their bright color.
5. Add sauce to taste (about 1/4 cup). Stir Fry until all vegetables are thoroughly coated.
6. Serve with starch of choice.

## Nutrition information Per Serving

270 calories		
Total Fat	0.5 g	 Excellent Source of Vitamin A
Saturated Fat	0 g	
Protein	6 g	 Excellent Source of Vitamin C
Total Carbohydrate	9 g	
Dietary Fiber	2 g	
Sodium	560 mg	

Recipe was analyzed using onions, green pepper, broccoli, celery, carrots and low sodium soy sauce. Nutritional information will vary with other vegetable combinations. Analysis does not include rice or noodles.

